

Creating Word Clouds

There are many programs available to Create Word Clouds.

A brief introduction to Worditout and Wordart is shown here

1

www.worditout.com

2

WordItOut [+](#) Create [Discover](#) [Community](#)

Transform your text into word clouds!

What's a word cloud?

An attractive arrangement of randomly positioned words, where the most important words are bigger than the others.

What are they for?

Mostly for fun! ...and now you can print them automatically onto items: a great idea for making custom gifts! Plus they are fantastic at summarising large documents (reports, speeches, questionnaires, etc), teaching kids and more...



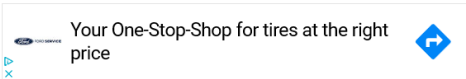

[Discover other examples](#) [Create your own](#)

Great idea: make personalised gifts!

Custom T-shirts

Your One-Stop-Shop for tires at the right price

Featured word clouds

3

wordlist1 - Saved to this PC

File Home Insert Draw Design Layout References Mailings Review View Help

Clipboard Painter

AutoSave

Mom
Dad
Kelly
Samantha
Grandma
Grandpa
Duke
Tabby
Aunt_Jean
Barry
Michael
Jennifer
Jonathan
Hockey
Leafs
Skateboard
Funny
Happy
Video_Games
Hiking
Camping
Bicyclist
Dedicated
Team
Family
Horses
Environmentalist
Guitar
Fishing
Mountains
Pizza
Ice_Cream
Gaming

Open up your file with your saved list of words. Highlight all of the words and choose copy. Each word should be separated by a hard return. If two or more words are to be kept together, separate by _ not a space.

Page 1 of 1 33 of 33 words English (United States)

4

WordItOut + Create Discover Community

MAKE A WORD CLOUD ORIGINAL SOURCE

Normal text

No filter

Table

CONTINUE

1 - Click 'Continue'
2 - Download on our Website!
3 - Customize Your Search

SearchCustomizer

Original text

Paste
Select all
Print
Read aloud
View source
Inspect element

Copy and paste the text of your document or try an example.
By default, the more frequently a word is found, the larger it becomes in the word cloud.

Automatically detect other source types

For example, enter a table, or apply no filter if words do not repeat.

Settings Examples Generate

5

WordItOut + Create Discover Community

MAKE A WORD CLOUD ORIGINAL SOURCE

Normal text

No filter

Table

CONTINUE

1 - Click 'Continue'
2 - Download on our Website!
3 - Customize Your Search

SearchCustomizer

Original text

Happy
Video_Games
Hiking
Camping
Bicyclist
Dedicated
Team
Family

Copy and paste the text of your document or try an example.
By default, the more frequently a word is found, the larger it becomes in the word cloud.

Automatically detect other source types

For example, enter a table, or apply no filter if words do not repeat.

Settings Examples Generate

Use scroll bar to see that all words are posted.

6

WordItOut + Create Discover Community

MAKE A WORD CLOUD

Regenerate

Font Colours Layout Size Word list Original source

Difference in sizes of words: Regular

Vary word size with: Randomly

Family Barry Aunt Jean Duke Hiking Gaming Jennifer Horses Jonathan Michael Tabby Dad Team Ice Cream

Number of words: 28 / 33

The following words could not fit in the word cloud: Leafs Skateboard Video Games Environmentalist Fishing
To try to fit more: reduce the difference in word sizes, alter the layout of the word cloud or regenerate.

Adjust Font, Colours, Layout, Size and Word List from menu. Remember to "REGENERATE" after each change to view the new look

7

WordItOut + Create Discover Community

MAKE A WORD CLOUD

Regenerate

Font Colours Layout Size Word list Original source

Difference in sizes of words: Regular

Vary word size with: Randomly

Family Barry Aunt Jean Duke Hiking Gaming Jennifer Horses Jonathan Michael Tabby Dad Team Ice Cream

Number of words: 28 / 33

The following words could not fit in the word cloud: Leafs Skateboard Video Games Environmentalist Fishing
To try to fit more: reduce the difference in word sizes, alter the layout of the word cloud or regenerate.

Read the message at the bottom. Some of the words have been eliminated because the font size was too large for them all to fit.

8

WordItOut + Create Discover Community

MAKE A WORD CLOUD

- Regenerate
- Font
- Colours
- Layout
- Size: Difference in sizes of words: Minor
- Vary word size with: Frequency
- Word list
- Original source

Reducing the font to "small" or in this case "minor" allowed all words to be displayed. Changing the font can also alter the ability for all words to fit.

Word cloud content: Aunt Jean, Funny, Video Games, Gaming, Samantha, Grandma, Jennifer, Mom, Family, Dad, Barry, Guitar, Hiking, Pizza, Michael, Environmentalist, Jonathan, Grandpa, Dedicated, Hockey, Team, Horses, Duke, Kelly, Camping, Tabby, Skateboard, Bicyclist, Happy, Leaves, Fishing, Ice Cream, Mountains.

9

MAKE A WORD CLOUD

- Regenerate
- Font
- Colours
- Layout
- Size
- Word list
- Original source

Random on regenerate

Background colour

Word colour range: from [blue] to [red]

Colour blending method: Rainbow

Vary word colour with: Randomly

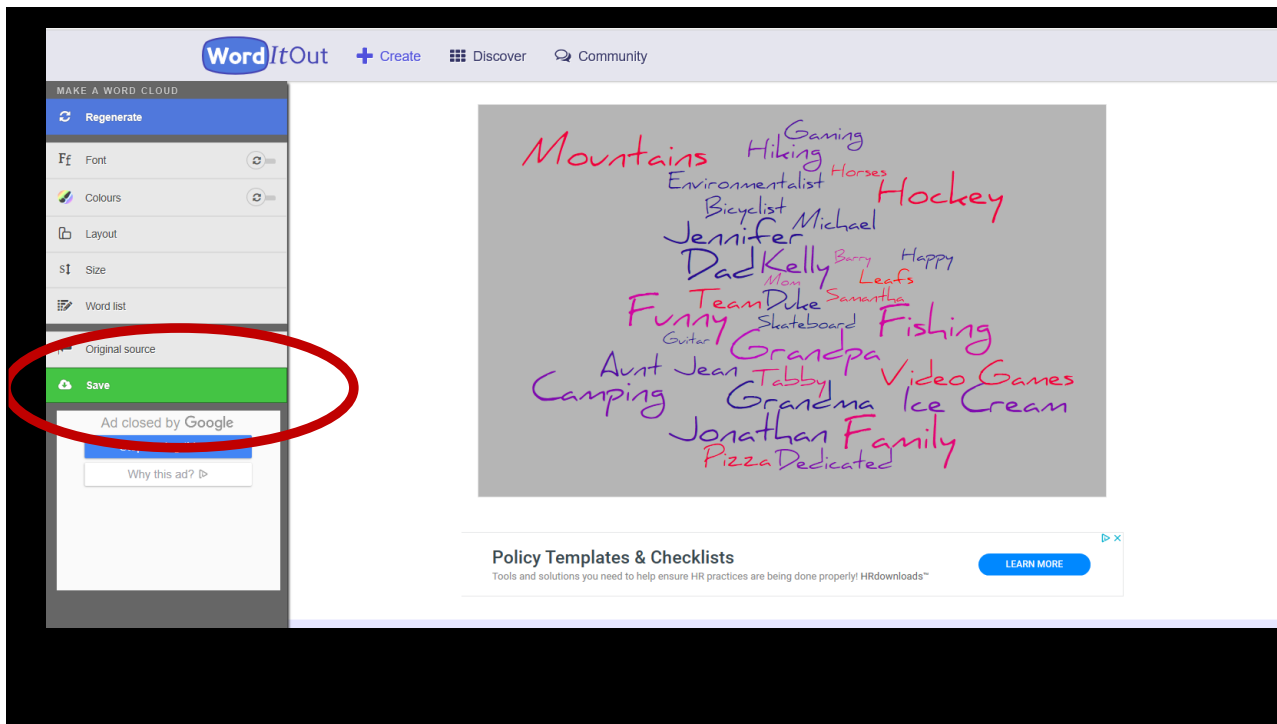
- Frequency
- Rank
- Randomly
- No variation

Number of colours: For an unlimited number, set to 0.

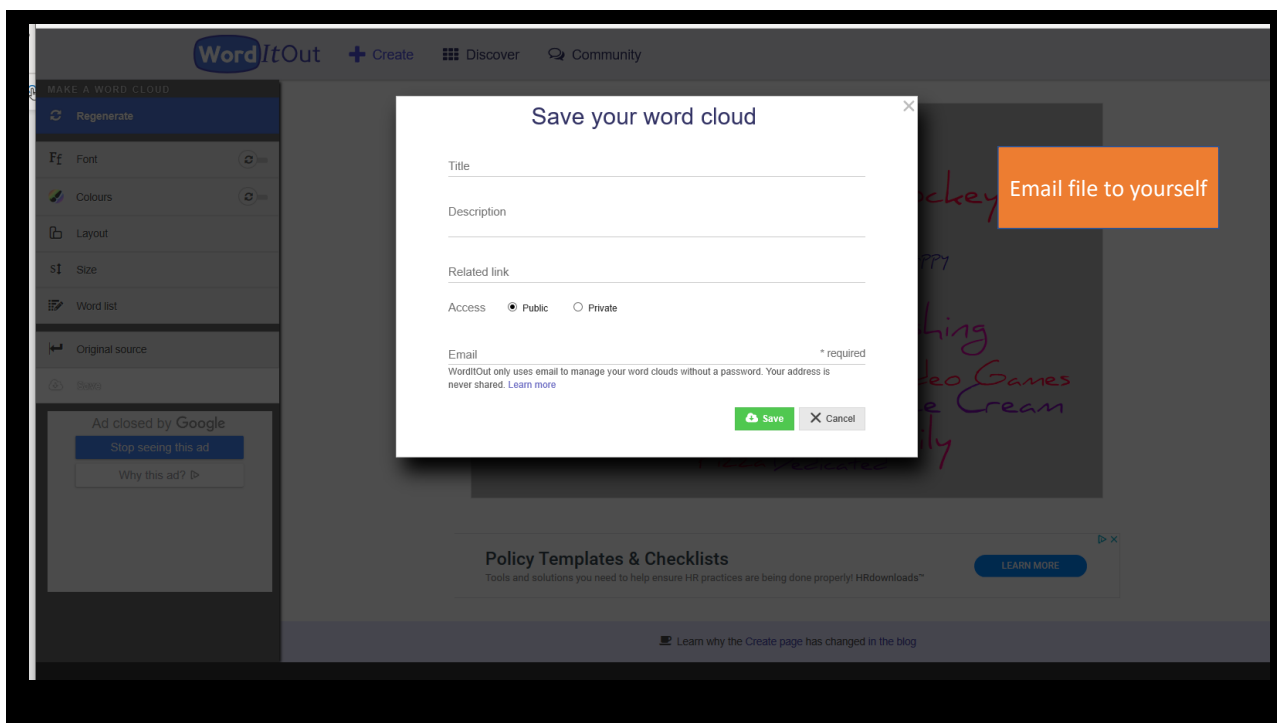
The color palette can be changed. You can change the way the colors

Word cloud content: Horses, Funny, Aunt Jean, Gaming, Samantha, Video Games, Michael, Fishing, Family, Leaves, Happy, Tabby, Mom, Dad, Duke, Jennifer, Team, Grandpa, Barry, Pizza, Dedicated, Skateboard, Hiking, Jonathan, Environmentalist.

10



11



12

www.wordart.com

To use Word Art, you have to create an account (free)
before you can start.

13

WORDART GALLERY PRICING COMMUNITY

MY WORD ART BrendaMorgan

WordArt.com is an online word cloud art creator that enables you to create amazing and unique word cloud art with ease.

Professional quality results can be achieved in no time at all, even for users with no prior knowledge of graphic design.

CREATE NOW

14

The screenshot shows the 'Word Art 3' application interface. On the left, the 'WORDS' panel contains a table with columns for Filter, Size, Color, Angle, and Font. The table lists 'Word', 'Cloud', and 'Art' with a count of 1 for each. Below the table is a text input field with the placeholder 'Type in a new word'. A red arrow points from the 'Import' button to an orange callout box.

Import **+ Add** **- Remove** **↑ Up** **↓ Down** **Options**

Filter	Size	Color	Angle	Font
Word	1	Default	Default	Default
Cloud	1	Default	Default	Default
Art	1	Default	Default	Default

Type in a new word

UPPER lower Capitalize Replace Clear

SHAPES
FONTS
LAYOUT
STYLE

Word Art 3

Visualize Undo Redo Animate Edit Lock Reset Print

Input words
Visualize
Customize

Have Fun ;-)

To import your list of words, click on "Import".
You can then copy and paste your list

15

The screenshot shows the 'Word Art 3' application interface with the 'Import words from' dialog box open. The dialog box has tabs for 'Text' and 'Web'. It contains a text input field with a list of words: Team, Family, Horses, Environmentalist, Guitar, Fishing, Mountains, Pizza, Ice_Cream, and Gaming. Below the input field are checkboxes for 'Remove common words', 'Remove numbers', and 'Stemming', and a checkbox for 'CSV format'. The 'Import words' and 'Cancel' buttons are at the bottom.

Word Art 3

Visualize Undo Redo Animate Edit Lock Reset Print

Import words from Text Web

Below you can input arbitrary text or use CSV format or paste text from Excel

Team
Family
Horses
Environmentalist
Guitar
Fishing
Mountains
Pizza
Ice_Cream
Gaming

Remove common words Remove numbers Stemming
 CSV format

Import words Cancel

UPPER lower Capitalize Replace Clear

SHAPES
FONTS
LAYOUT
STYLE

Input words
Visualize
Customize

Have Fun ;-)

16

Word Art 4

Visualize

Choose "Visualize" to generate your word cloud

CLICK VISUALIZE

Customize

Have Fun ;-)

Filter	Size	Color	Angle	Font
Retype	1	Default	Default	Default
Your	1	Default	Default	Default
Words	1	Default	Default	Default
One	1	Default	Default	Default
On	1	Default	Default	Default
Each	1	Default	Default	Default
Line	1	Default	Default	Default

UPPER lower Capitalize Replace Clear

SHAPES

FONTS

LAYOUT

17

Word Art 4

Visualize

Scroll through the menus below to choose background shapes, fonts, layout and style. Regenerate your word cloud after each modification to see how it looks.

UPPER lower Capitalize Replace Clear

SHAPES

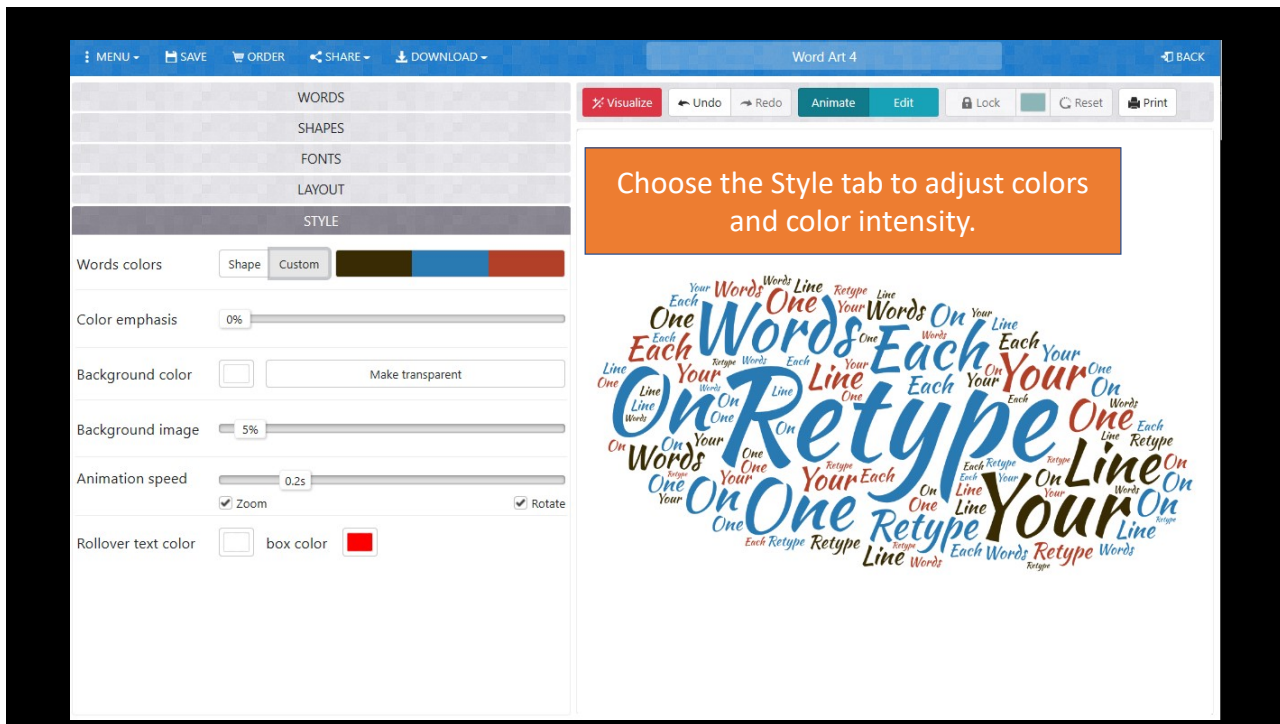
FONTS

LAYOUT

STYLE

One Each Words Your On Retype

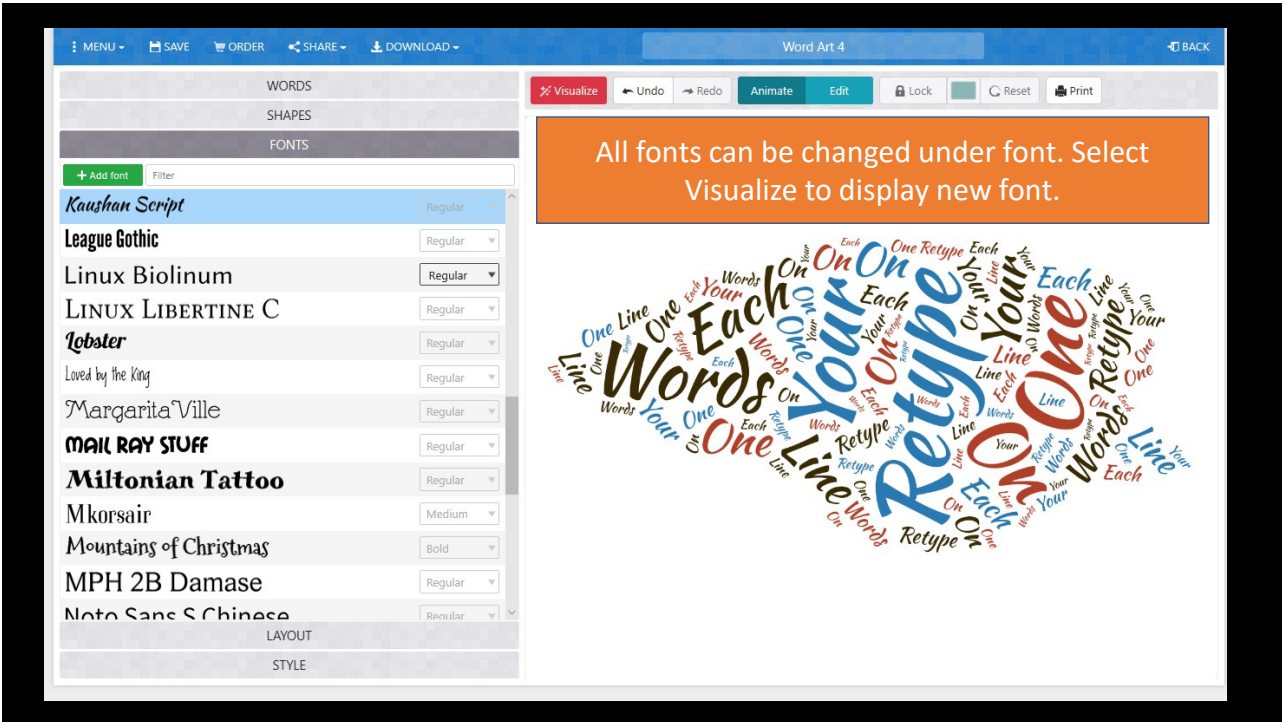
18



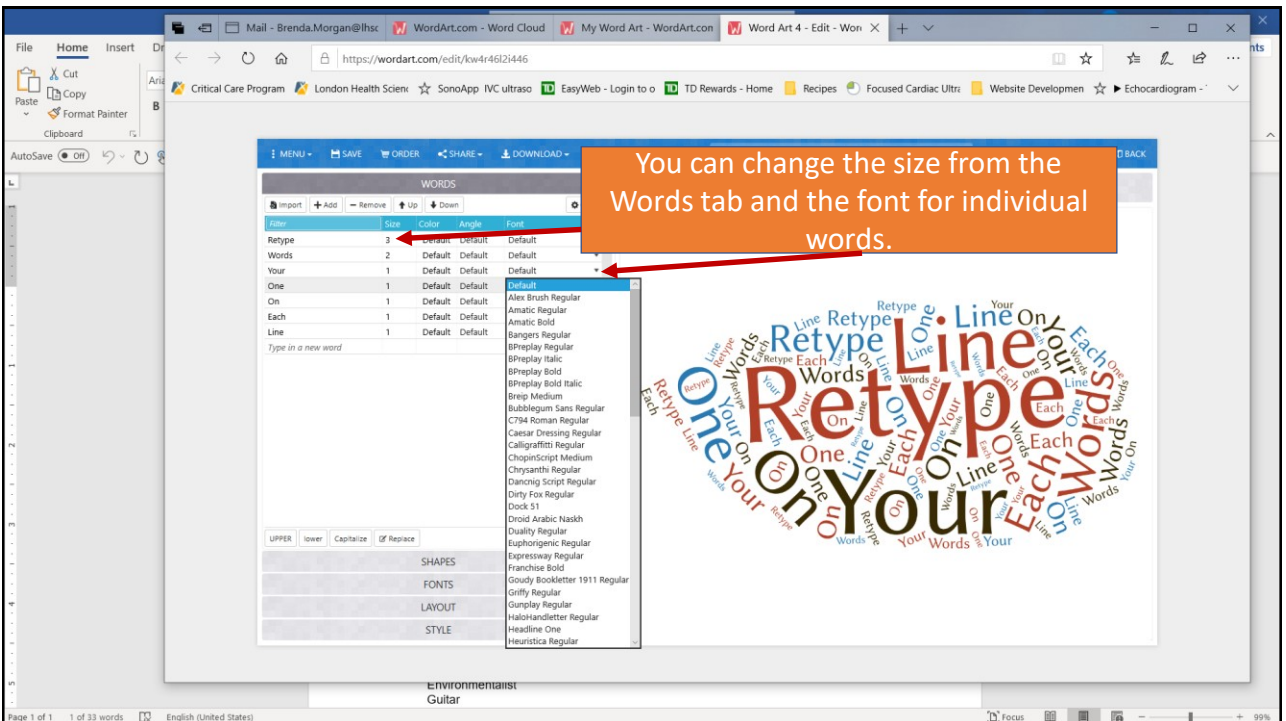
19



20



21



22

Choose "Shape" to obtain background shape. Here a sports ball was selected for a teen. Remember to "Visualize" after each change. There are many shapes to choose one that can be used for adults or paediatrics.

23

Save your final version by selecting "Download" and choosing Standard JPEG. Once saved you can print or add to a Power Point slide if you want to add any images to the background

24



Image has been added to a Power Point slide

25



The background slide color can be changed to match the image to produce a larger Word Cloud.

This can be done by right clicking on the slide (not image) and choosing format background. Click on the color to display "eyedropper". You can then click into the royal blue background to match the color as shown on next slide.

26



27



28

Teddy bear
Shape used



31

Examples of Adult Word Clouds

32

