


How to wear a mask

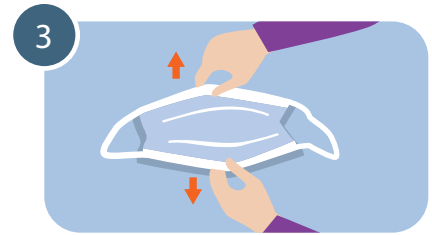
Steps on putting on the mask safely:



Perform hand hygiene – wash your hands or use hand sanitizer.



Pick up mask using ear loops.



Expand the mask. (Blue side faces out).



Place mask on your face by securing loops around your ears.



Adjust mask to cover your chin and pinch metal nose piece to give a secure fit.

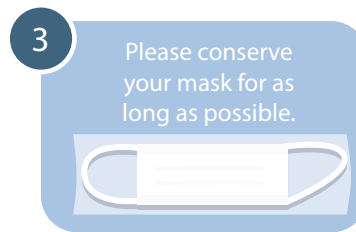
Steps on removing the mask safely:



Perform hand hygiene – wash your hands or use hand sanitizer.



Remove the mask using the ear loops only.




Please conserve your mask for as long as possible.

Place the mask on a clean surface or a paper towel with the inner mask facing upwards to avoid contamination (white side facing up).



Perform hand hygiene – wash your hands or use hand sanitizer.

For re-applying the mask:



Pick up the mask from the clean surface using the ear loops.



Adjust the mask to your face as indicated in the above steps.



Perform hand hygiene (hand washing or sanitizer) after you're done.

